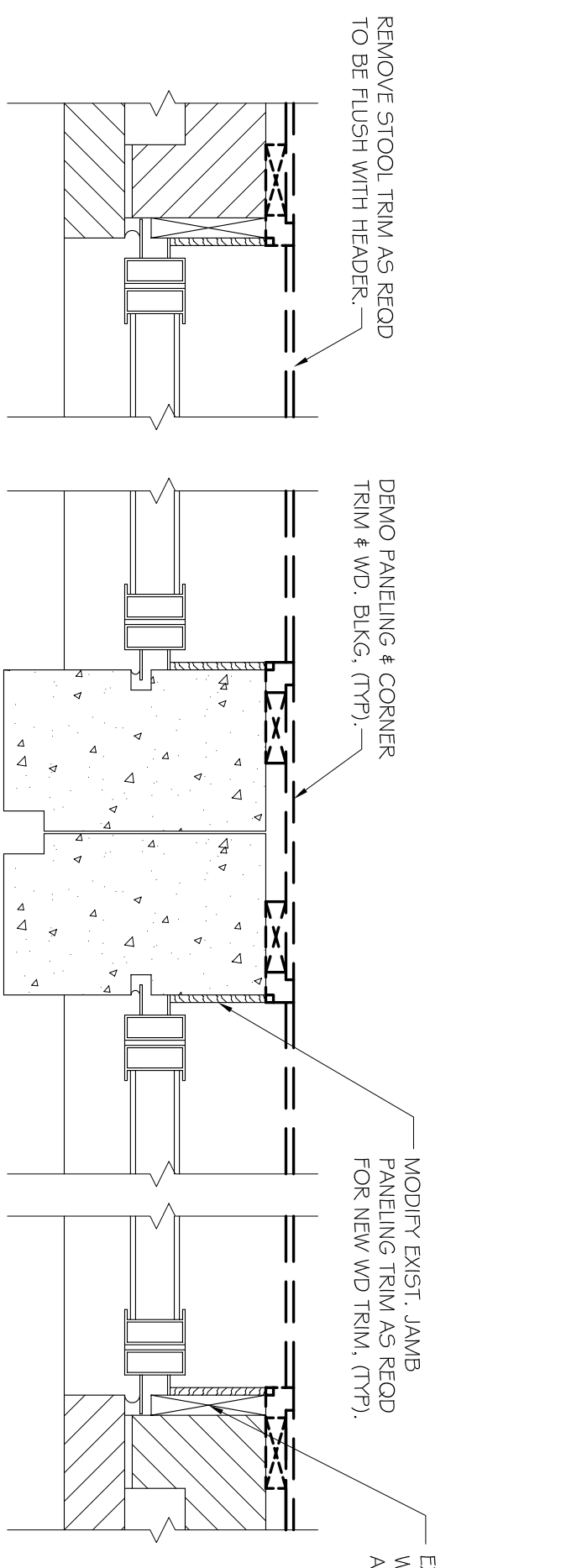
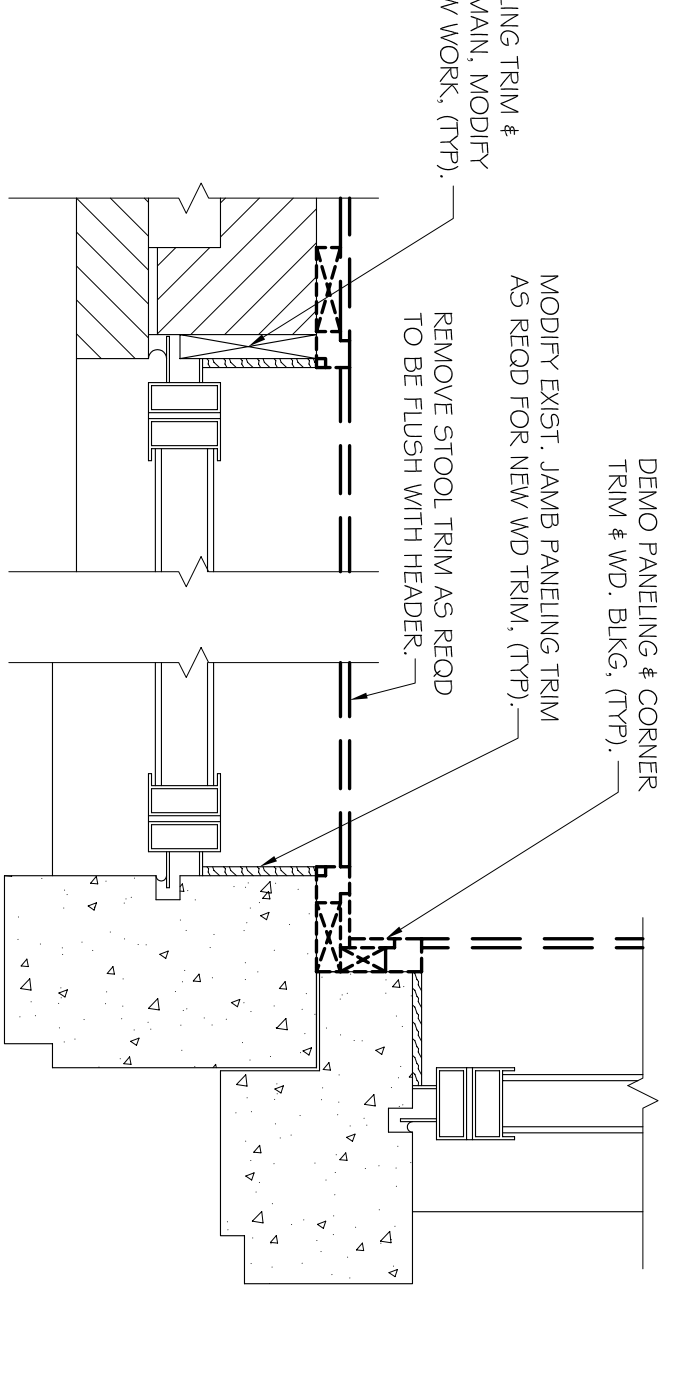


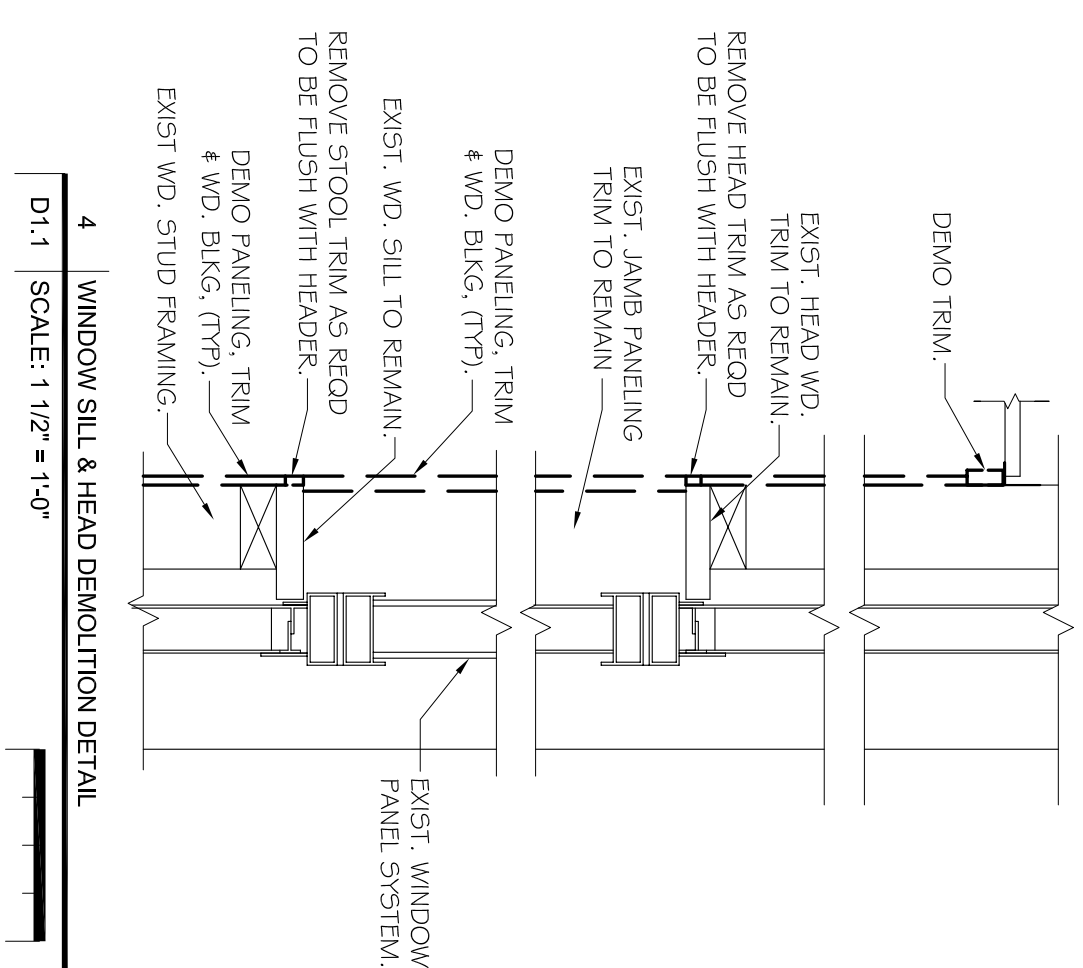
1 DEMOLITION PLAN
D1.1 SCALE: 1/8" = 1'-0"



2 WINDOW JAMB DEMOLITION DETAIL
D1.1 SCALE: 1 1/2" = 1'-0"



3 WINDOW JAMB DEMOLITION DETAIL
D1.1 SCALE: 1 1/2" = 1'-0"



4 WINDOW SILL & HEAD DEMOLITION DETAIL
D1.1 SCALE: 1 1/2" = 1'-0"

GENERAL DEMOLITION NOTES:

- A. IT IS THE INTENT OF THE DEMOLITION TO PREPARE THE ROOMS TO RECEIVE THE SCHEDULED CONSTRUCTION.
- B. ALL OF THE DATA / PHONE DEMOLITION WORK FOR SHALL BE DONE BY THE CONTRACTOR.
- C. ALL MATERIALS SCHEDULED FOR REMOVAL SHALL BE REMOVED FROM THE SITE AND LEGALLY DISPOSED OF BY THE CONTRACTOR. ALL DISPOSAL PERMITS, FEES, ETC SHALL BE THE RESPONSIBILITY OF THE CONTRACTOR.
- D. COORDINATE ALL DEMO WORK WITH RENOVATION REQUIREMENTS.
- E. ALL WARNING AND ROOM IDENTIFICATION SIGNAGE TO BE REMOVED BY THE CONTRACTOR.
- F. REMOVE ALL WALL MOUNTED EQUIPMENT AND BOARDS IN DEMOLITION AREAS AND RETURN TO OWNER.

DEMOLITION NOTES:

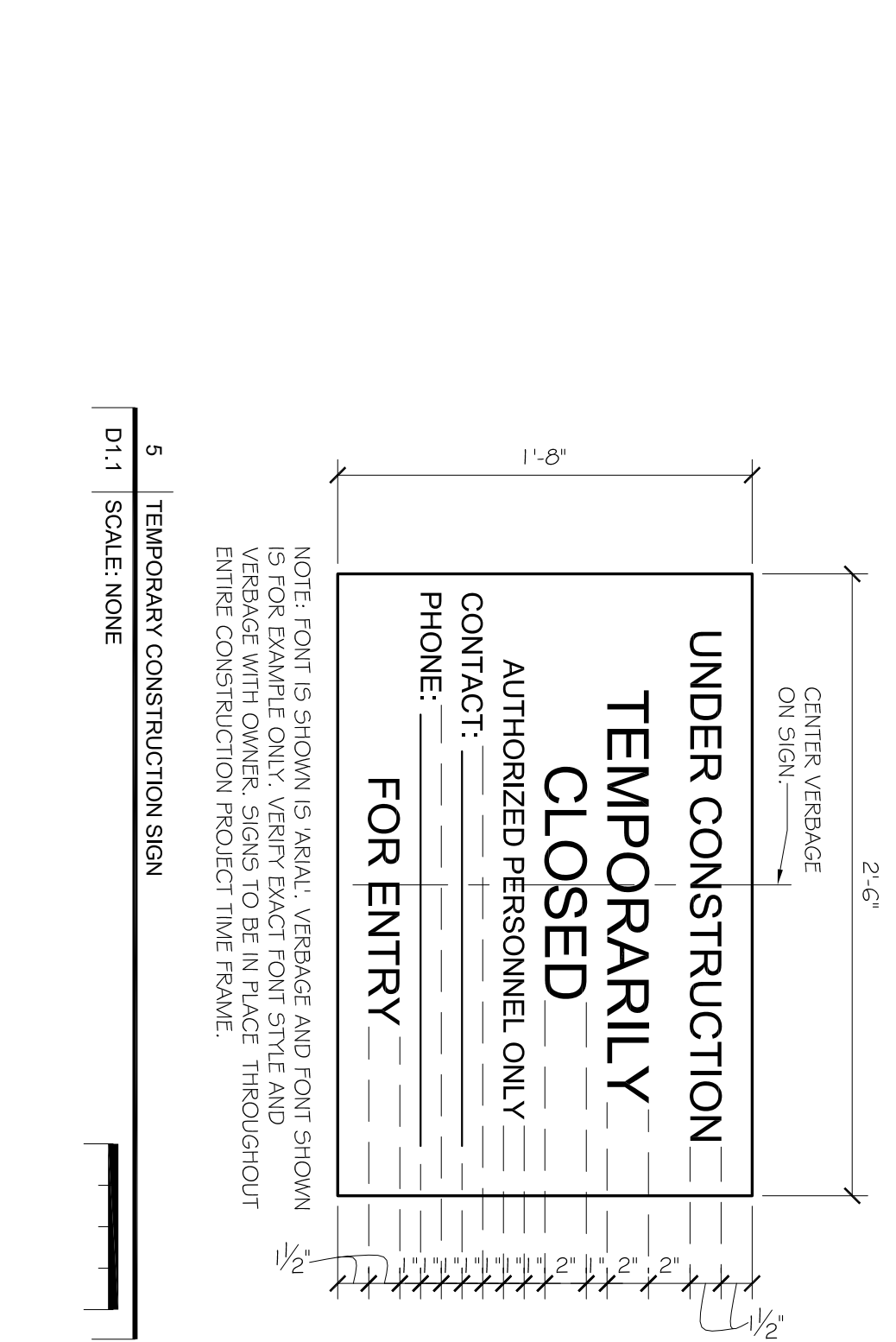
1. DEMO WALL TO INCLUDE DOORS, WINDOWS, AND ALL ASSOCIATED APERTURANCES.
2. DEMOLITION PHASE - PARTITIONS SHOWN FOR REFERENCE AND COORDINATION PURPOSES ONLY.
3. DEMO PORTION OF WALL IN PREPARATION FOR NEW RENOVATION WORK.
4. DEMO DOOR AND FRAME.
5. DEMO FLOOR COVERING AND BASE.
6. DEMO ALL CEILING HVAC, LIGHTING, EMERGENCY, TRAYS, AND FIRE ALARM ITEMS. USE EXTREME CARE DURING REMOVAL. SEE MEP PLANS FOR ADDITIONAL REQUIREMENTS.
7. DEMO ALL PLUMBING FIXTURES AND CAP BELOW FLOOR.
8. DEMO WALL PANELING AND FURRING TO PROVIDE CLEAN SUBSTRATE FOR INSTALLATION OF NEW Gypsum WALL FINISH. WINDOW JAMBS & HEAD TRIM TO REMAIN.
9. DEMO BUILT-IN WALL SHELVING UNIT AND ALL ASSOCIATED COMPONENTS TO PROVIDE CLEAN SUBSTRATE FOR NEW WALL SUBSTRATE AND FINISH.
10. FIELD CARPET TO REMAIN. CUT CARPET AT THRESHOLD AS REQD TO ACCOMMODATE NEW CONSTRUCTION.
11. REMOVE ALL CORRIDOR SIGNAGE & FASTENERS. PATCH / REPAIR ALL HOLES TO A DEMO BUILT-IN WALL SHELVING UNIT AND ALL ASSOCIATED COMPONENTS TO PROVIDE CLEAN SUBSTRATE FOR NEW WALL SUBSTRATE AND FINISH.
12. DEMO CORNER WITH TRIM TO REMAIN.
13. EXIST WALL CLOCK TO REMAIN.
14. EXIST CMU WALL EXTENDS FROM FOOTING TO UNDERSIDE OF SECOND FLOOR STRUCT. DEMO PORTION OF WALL AS INDICATED TO 6" BELOW FINISH FLOOR.
15. EXIST CMU WALL - DEMO WALL AND REFR FLOOR SLAB AS REQD TO PROVIDE SMOOTH SUBSTRATE FOR NEW SCHEDULED FINISH.
16. DEMO PORTION OF WALL AND ALL APERTURANCES AS REQD TO PROVIDE FULL ACCESS TO DOOR. THIS DOOR WILL BE THE PRIMARY ACCESS POINT FOR DEMOLITION AND CONSTRUCTION ACTIVITIES.
17. OPERABLE PARTITION AND SUPPORT SYSTEMS TO BE REMOVED BY CONTRACTOR AND RETURNED TO OWNER. CONTRACTOR TO SECURE, PACKAGE AND LABEL AS CAMP#15.
18. DELIVER TO OWNER DESIGNATED LOCATION ON THE THIRDSBUDS CAMP#15.

<input checked="" type="checkbox"/>	PRELIMINARY DRAWING DATE ISSUED: 4-6-09
<input checked="" type="checkbox"/>	PRELIMINARY DRAWING DATE ISSUED: 11-30-09
<input checked="" type="checkbox"/>	90% DRAWING DATE ISSUED: 12-11-09
<input checked="" type="checkbox"/>	30 DRAWING DATE ISSUED: 12-16-09
<input type="checkbox"/>	PERMIT DRAWING DATE ISSUED:
<input type="checkbox"/>	CONSTRUCTION DRAWING DATE ISSUED:
<input type="checkbox"/>	AS-BUILT DRAWING DATE ISSUED:

EASTERN PCM, LLC
 PROJECT AND CONSTRUCTION MANAGEMENT - ARCHITECTURE INTERIOR
 2010 NORTH FRONT STREET
 RICHMOND, VA 23220
 771.298.2286 PHONE
 771.298.1655 FAX
 CREATING EXCEPTIONAL PLACES

No.	Date	Revisions	By	Check
1	0-05-10	REVISION	LEN	MRL

Project Name	BLOCKER HALL - ALLIED HEALTH CONTRACT NO. 1 - INTERIOR SELECTIVE DEMOLITION
Project #	0536
Description	DEMOLITION PLAN
Date	DECEMBER 15, 2009
Scale	AS SHOWN
Key Plan	



5 TEMPORARY CONSTRUCTION SIGN
D1.1 SCALE: NONE

BLOCKER HALL - ALLIED HEALTH CONTRACT NO. 1 - INTERIOR SELECTIVE DEMOLITION

Scale **D1.1**

All drawings and written material appearing herein constitute original and unpublished work of the architect and may not be duplicated, used or disclosed without the written consent of the architect.